Access Pro

A816937..0

A816938..0

Roca

1

A816937P30

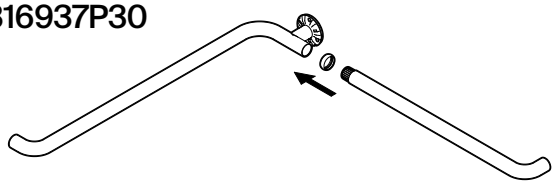

A816938P30

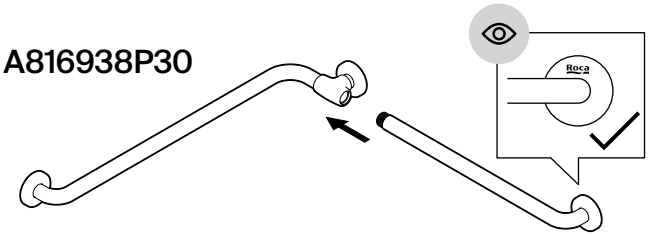

2

A816937P30

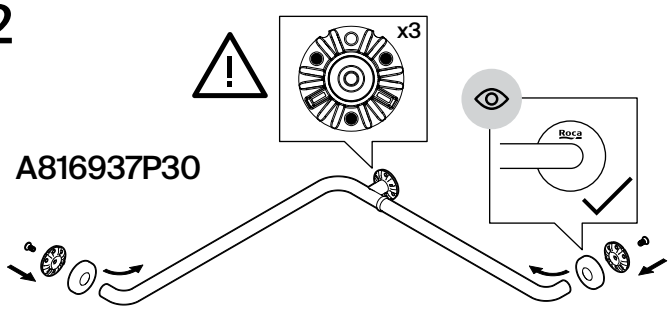

A816938P30

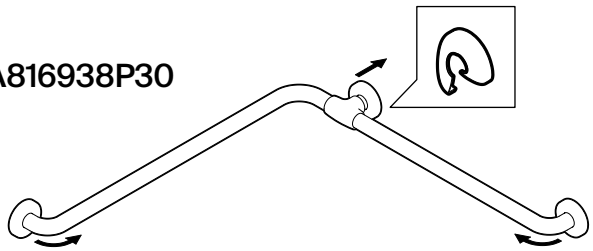

3

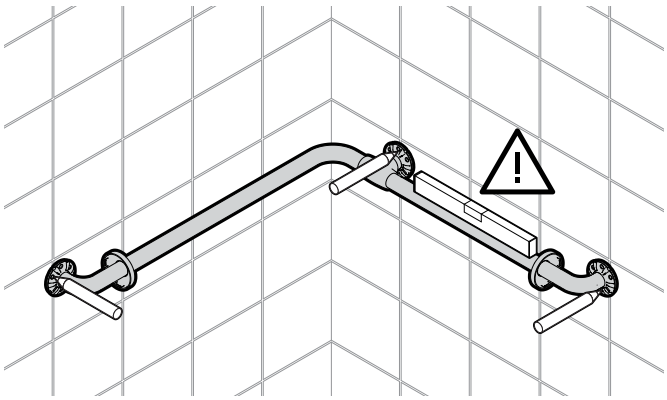

4



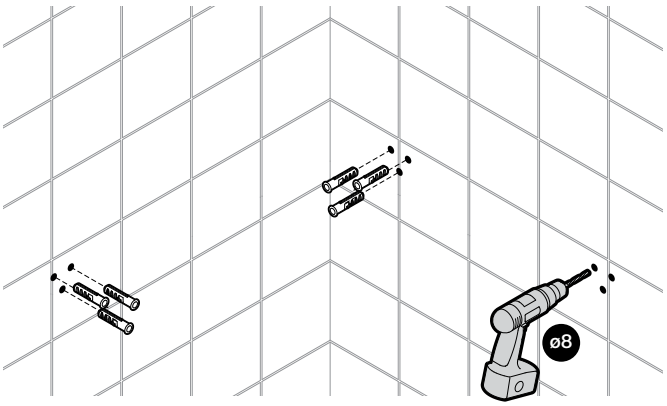

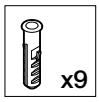

5

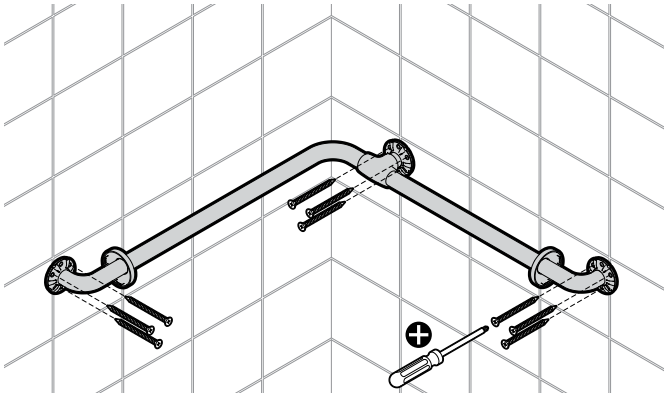

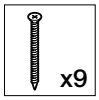

6

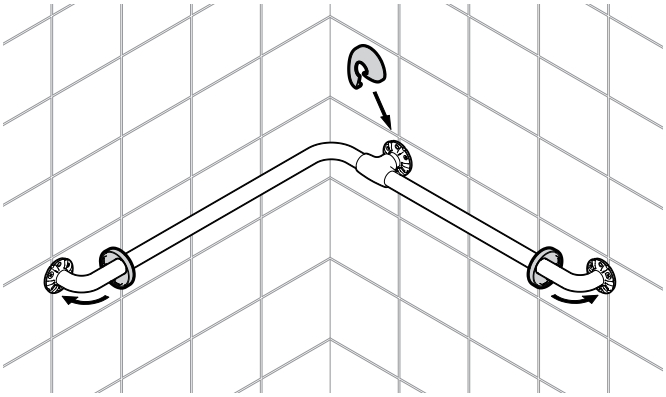

1

A816937C00
A816937C20
A816937NB0

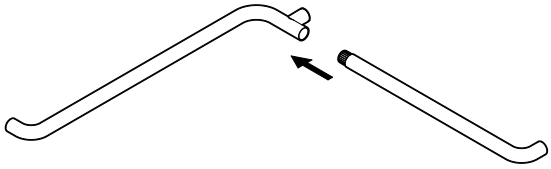

2

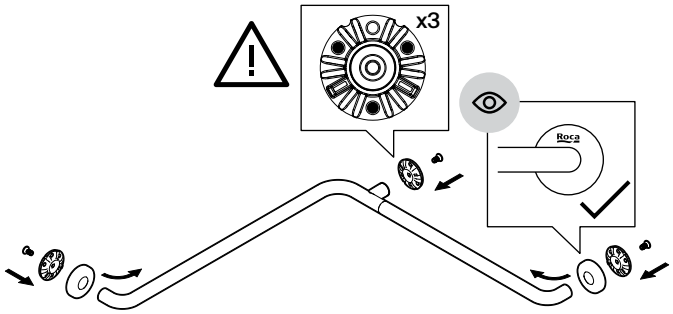

3

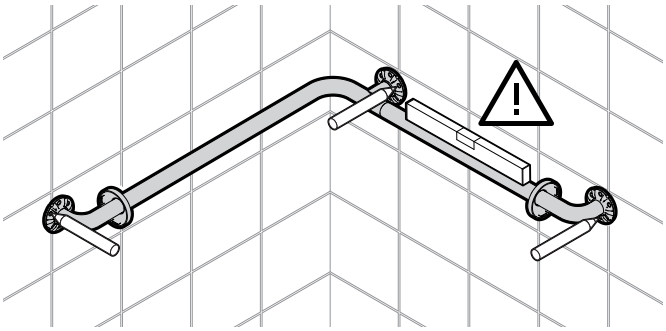

4

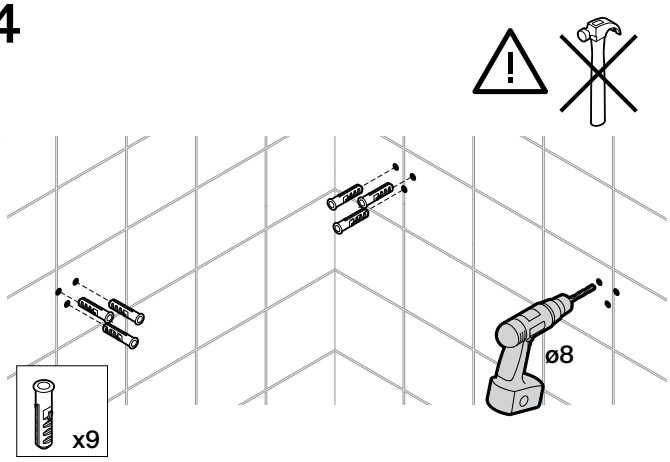

5

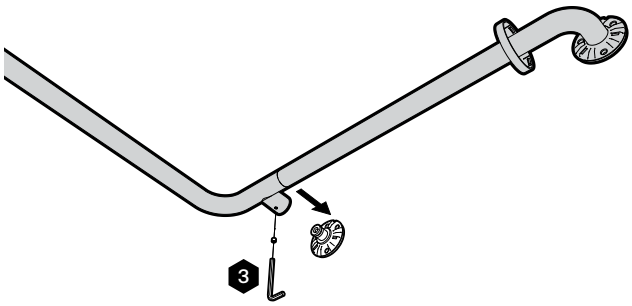

6

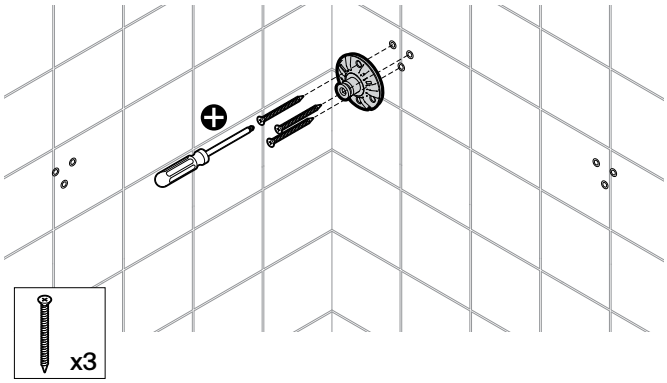

7

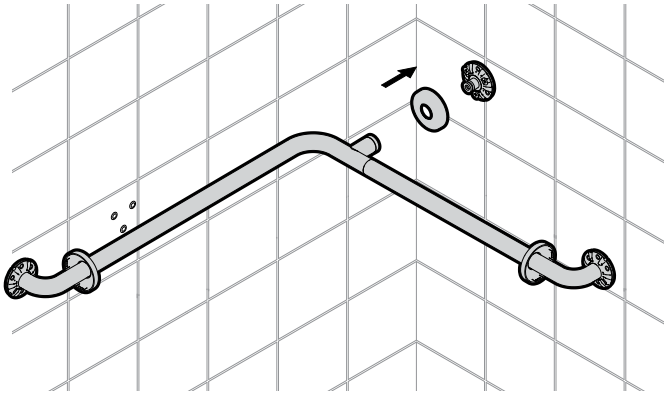

8

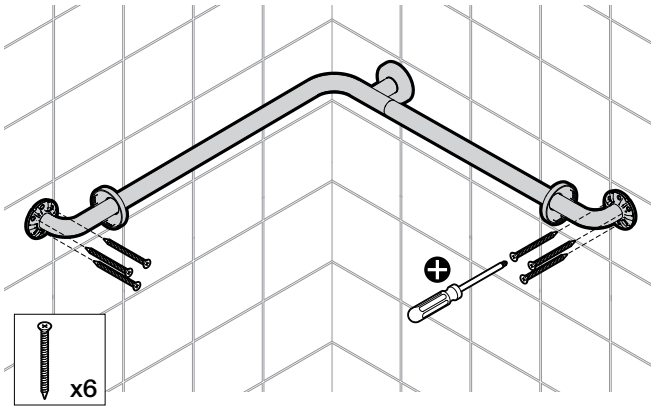

9

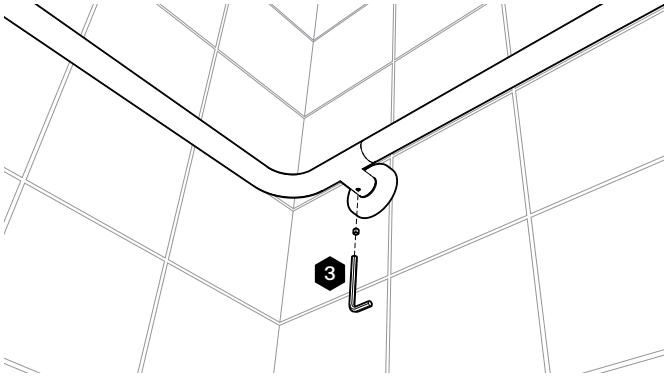

10

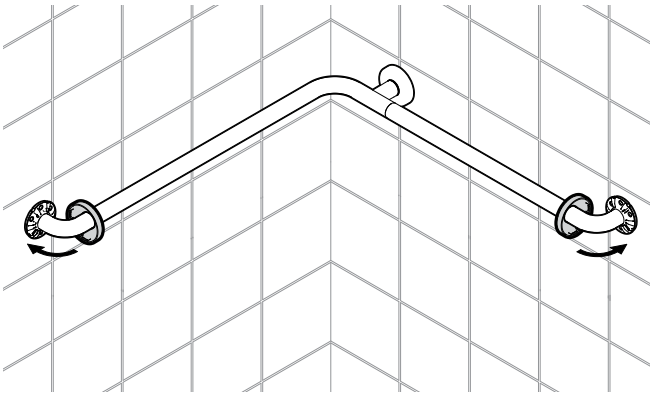

ES

Advertencias sobre la seguridad
El dispositivo debe ser montado por personal competente cualificado (un albañil o un fontanero profesional), que deberá comprobar que los elementos de fijación suministrados sean adecuados para la pared de instalación. Después de la instalación, realizar una o varias pruebas de uso. Para garantizar la estabilidad y la seguridad, el dispositivo debe fijarse con tacos y tornillos adecuados para el tipo de pared. No someter el dispositivo a una carga superior a la indicada. Si el dispositivo resulta inestable, suspender el uso hasta que lo revise un técnico. El fabricante no se hace responsable en caso de montaje no conforme a estas instrucciones.

Condiciones de uso
El dispositivo resiste cualquier temperatura ambiente dentro de los límites de 4 °C y 40°C. No instalarlo en saunas.

Instrucciones de uso
El dispositivo es un asidero para utilizar exclusivamente como apoyo o sostén simplemente aferrándolo con la mano. El uso inadecuado, por ejemplo para ejercicios de gimnasia, puede causar accidentes con graves consecuencias. No someter el dispositivo a una carga superior a la indicada. La superación de este valor puede provocar lesiones personales y daños permanentes en el dispositivo. Para el uso correcto, el dispositivo debe estar libre de cualquier objeto y fácilmente accesible.

Limpieza
Pasar por la superficie del dispositivo un paño húmedo embebido en jabón líquido neutro, como un detergente para vajillas. Prohibido utilizar detergentes líquidos abrasivos, con cloro, ácidos o bases fuertes, solventes concentrados, como acetona y tricloroetileno o derivados que puedan quitar brillo al material. Prohibido utilizar fuentes de aire caliente para el secado. Desinfectar la superficie del dispositivo con productos neutros al menos una vez a la semana.

Mantenimiento
Controlar al menos cada 3 meses la estabilidad de las fijaciones de pared. Si el dispositivo resulta inestable, contactar con un instalador de confianza. Controlar al menos cada 3 meses la rotación. Si pivota libremente, apriete el perno hasta que la inclinación se permite solamente por la intervención del usuario. En caso de daños, será necesaria la sustitución completa

EN

Safety precautions
The device must be installed by trained and qualified personnel (bricklayer or professional plumber) who must verify whether the fixing elements supplied are suitable for the relevant wall. Once installation is completed, simulate one or more usage tests.
To guarantee stability and safety, the device must be attached with wall plugs and screws suitable for the relevant type of wall.Do not subject the device to loads exceeding those specified. If the device should become unstable, suspend its use until it is properly checked by the relevant technician.The manufacturer declines all responsibility for installation of the device not conforming to the above instructions.

Conditions of use
The device is not affected by the room's temperature, though it must NOT be installed in environments subject to temperatures below 4°C or above 40°C. Do not install in saunas.

Instructions for use
The device is a grab bar to be used exclusively for supporting the user or resting on by gripping it with the hand. Using the device improperly, for example for gymnastics exercises, can cause injuries with serious consequences. Do not subject the device to loads exceeding those specified. Exceeding this load can cause permanent damage to the device or harm to people. To ensure correct use of the device, the latter must be left free of any objects and be easily reachable.

Cleaning
Clean the surface of the device using a damp cloth wetted with liquid neutral soap (e.g. dish soap). It is forbidden to use abrasive liquid detergents containing chlorine, strong acids or bases, concentrated solvents such as acetone and trichloroethylene or derivatives, which may cause the material to dull. It is forbidden to use hot air sources for drying. Disinfect the surface of the device with neutral products at least once a week.

Maintenance
Check the stability of the wall-mount at least every 3 months. Should the device become unstable, contact the installer. Check whether the device pivots, at least every 3 months. If it pivots freely, tighten the pin until the tilting is allowed only by user intervention. The device shall be fully replaced in case of any damages.

MTG1230-a

Roca Sanitario, S.A.U.
Avda Diagonal, 513
08029 Barcelona - España
roca.com